



**CARYAIRE**<sup>TM</sup>

Leadership Through Innovation

# Ventilation Fan with Louver

## Features

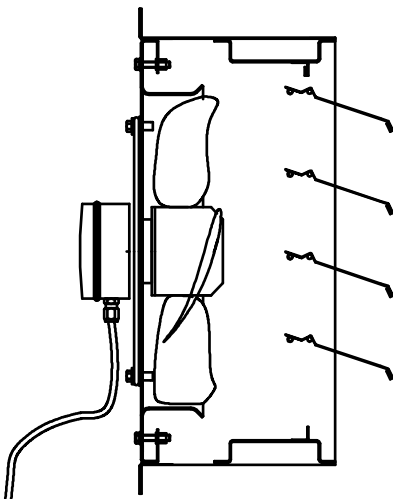
- Integrated exhaust fan and louver
- Heavy duty construction
- Continuous operation
- Superior aesthetics

## Product Information

Caryaire Ventilation Fan with Gravity Louver comes with a Multi-Blade Propeller Fan with External Rotor Motor of Class F Insulation for 50Hz applications. The Motor comes in multiple types of RPM for various needs. Available in single or three Phase power supply. Refer to Technical Data Sheet for Selection. Fan assembly shall consist of fan with mounting plate, Gravity Louver and Mounting Flange. The attractive Fan is Black colour, made from Steel sheet, Encased in a Steel Sleeve with an integral Gravity Louver with aluminium blades with a blade tip seal for quiet and smooth closure. The entire assembly is powder coated for durability and aesthetics. The assembly can be accessed from indoors for periodic maintenance.

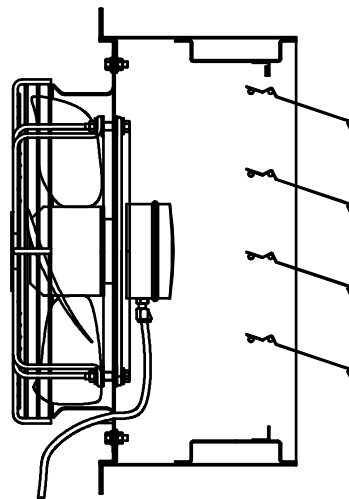
## Available Models and Types

**VFL-C**



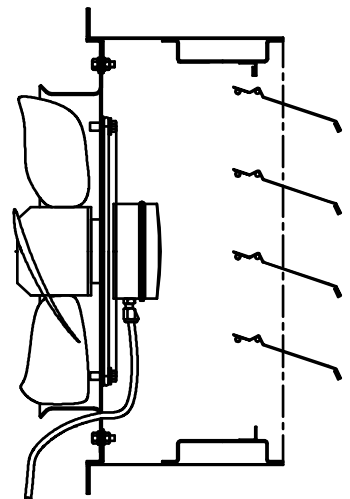
AIR FLOW →

**VFL**



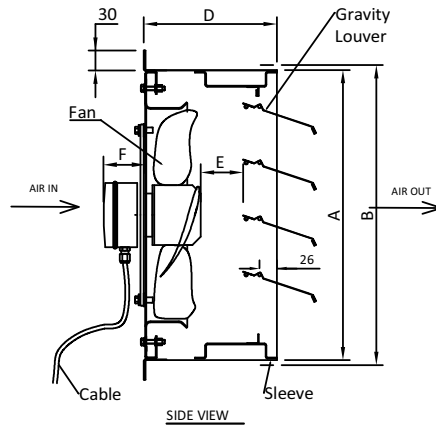
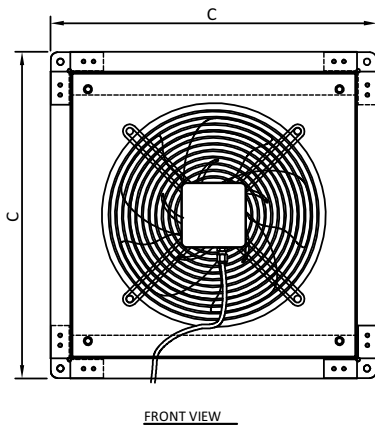
AIR FLOW →

**VFL-E**



AIR FLOW →

# Model - VFL-C

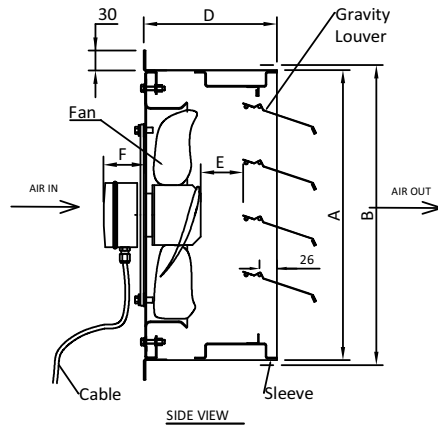
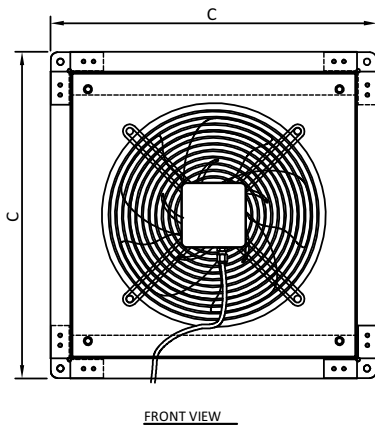


## Technical Data Sheet

Model Name	Fan Dia (mm)	Input Power (Volts - HZ)	No. of Poles	Speed RPM	Air flow CMH	Power Watts	Current Amps	Capacitor Uf	Noise db (A)	Dimension			
										A mm	B mm	C mm	D mm
VFL-C-4F1-5D200E	200	220 - 50	4	1400	480	27	0.12	1	41	317	332	375	200
VFL-C-4F1-5D200HE	200	220 - 50	4	1453	450	46	0.21	1.5	46	317	332	375	200
VFL-C-2F1-5D200E	200	220 - 50	2	2650	700	45	0.2	2	54	317	332	375	200
VFL-C-2F1-9D200HE	200	220 - 50	2	2365	850	56	0.24	2	55	317	332	375	200
VFL-C-4F1-5D250E	250	220 - 50	4	1400	1100	55	0.25	2	49	375	390	433	200
VFL-C-4F1-5D250HE	250	220 - 50	4	1432	950	65	0.32	2	53	375	390	433	200
VFL-C-2F1-5D250E	250	220 - 50	2	2600	1360	95	0.43	3	60	375	390	433	200
VFL-C-2F1-7D250HE	250	220 - 50	2	2394	1730	97	0.43	3	65	375	390	433	200
VFL-C-4F1-5D300E	300	220 - 50	4	1350	1800	90	0.42	3	52	435	450	493	200
VFL-C-2F1-5D300E	300	220 - 50	2	2500	1900	110	0.5	4	61	435	450	493	200
VFL-C-4F1-5D300HE	300	220 - 50	4	1380	1850	79	0.37	3	54	435	450	493	200
VFL-C-2F1-7D300HE	300	220 - 50	2	2632	2300	119	0.53	4	65	435	450	493	200
VFL-C-6F1-5D350HE	350	220 - 50	6	920	1615	74	0.37	3	56	490	505	548	200
VFL-C-6F1-5D350E	350	220 - 50	6	950	1560	80	0.4	3	53	490	505	548	200
VFL-C-4F1-5D350E	350	220 - 50	4	1380	2750	135	0.6	4	58	490	505	548	200
VFL-C-4F1-5D350HE	350	220 - 50	4	1412	2600	115	0.63	4	58	490	505	548	200
VFL-C-6F1-5D400E	400	220 - 50	6	950	2800	110	0.5	4	55	545	560	603	200
VFL-C-6F1-5D400HE	400	220 - 50	6	920	3295	108	0.52	4	59	545	560	603	200
VFL-C-4F1-5D400E	400	220 - 50	4	1350	3500	190	0.9	6	60	545	560	603	200
VFL-C-4F1-5D400HE	400	220 - 50	4	1389	4000	137	0.61	6	65	545	560	603	200

Continued...

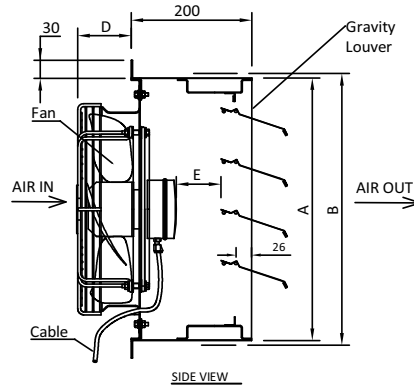
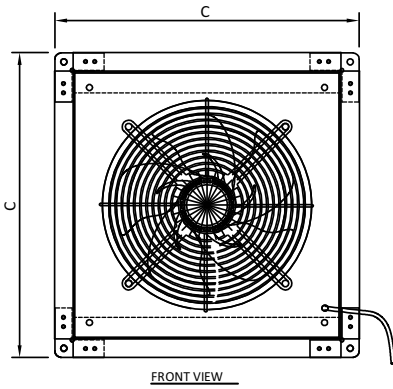
# Model - VFL-C



## Technical Data Sheet

Model Name	Fan Dia (mm)	Input Power (Volts - HZ)	No. of Poles	Speed RPM	Air flow CMH	Power Watts	Current Amps	Capacitor Uf	Noise db (A)	Dimension			
										A mm	B mm	C mm	D mm
VFL-C-6F1-5D450E	450	220 - 50	6	920	3800	135	0.65	6	56	580	595	638	200
VFL-C-6F1-5D450HE	450	220 - 50	6	920	3780	138	0.75	6	61	580	595	638	200
VFL-C-4F1-5D450E	450	220 - 50	4	1350	5200	250	1.15	7	62	580	595	638	200
VFL-C-4F1-5D450HE	450	220 - 50	4	1350	4500	230	1.1	7	65	580	595	638	200
VFL-C-6F1-5D500E	500	220 - 50	4	1320	7400	550	2.5	12	68	670	685	728	200
VFL-C-6F1-7D500E	500	220 - 50	6	950	6200	300	1.2	10	62	670	685	728	200
VFL-C-4F1-5D500E	500	220 - 50	4	1320	6500	420	2	10	69	670	685	728	200
VFL-C-4F1-7D500E	500	220 - 50	6	920	4850	220	1.1	4	63	670	685	728	200
VFL-C-4F1-5D500HE	500	220 - 50	4	1310	7155	329	1.52	10	71	670	685	728	200
VFL-C-6F1-5D500HE	500	220 - 50	6	950	5720	230	1.15	10	66	670	685	728	200
VFL-C-6F1-7D550E	550	220 - 50	6	930	7500	380	1.6	16	68	730	745	788	250
VFL-C-4F1-5D550E	550	220 - 50	4	1320	7500	550	2.5	12	73	730	745	788	250
VFL-C-4F1-7D550E	550	220 - 50	4	1350	8500	800	3.5	16	73	730	745	788	250
VFL-C-4F1-5D550HE	550	220 - 50	4	1360	8510	494	2.15	12	72	730	745	788	250
VFL-C-6F1-5D630E	630	220 - 50	6	900	9500	520	2.5	12	67	810	825	868	250
VFL-C-4F1-5D630E	630	220 - 50	4	1350	10800	800	3.7	16	74	810	825	868	250
VFL-C-4F3-5D630E	630	415 - 50	4	1350	10800	850	1.5	/	73	810	825	868	250
VFL-C-4F1-5D630HE	630	220 - 50	4	1360	11435	750	3.5	16	75	810	825	868	250
VFL-C-4F3-5D630HE	630	415 - 50	4	1364	12420	712	1.4	-	75	810	825	868	250

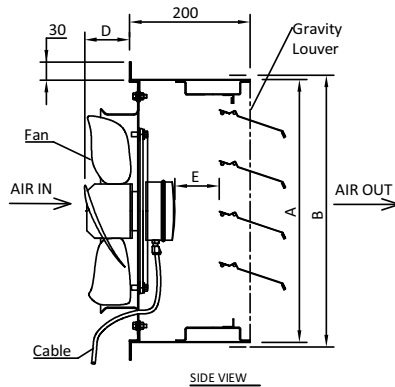
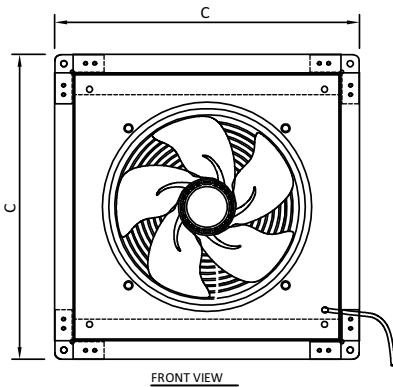
## Model - VFL



## Technical Data Sheet

Model Name	Fan Dia (mm)	Input Power (Volts - HZ)	No. of Poles	Speed RPM	Air flow CMH	Power Watts	Current Amps	Capacitor Uf	Noise db (A)	Dimension		
										A mm	B mm	C mm
VFL-2F1-5D250	250	220 - 50	2	2600	1360	95	0.43	3	60	375	390	433
VFL-2F1-5D300	300	220 - 50	2	2500	1900	110	0.5	4	61	435	450	493
VFL-4F3-5D400	400	415 - 50	4	1370	3580	190	0.45	/	60	545	560	603
VFL-4F3-5D450	450	415 - 50	4	1380	5050	250	0.5	/	62	580	595	638
VFL-4F1-7D500	500	220 - 50	4	1320	7400	550	2.5	12	68	670	685	728
VFL-4F1-5D550	550	220 - 50	4	1320	7500	550	2.5	12	73	730	745	788
VFL-4F1-7D550	550	220 - 50	4	1350	8500	800	3.5	16	73	730	745	788

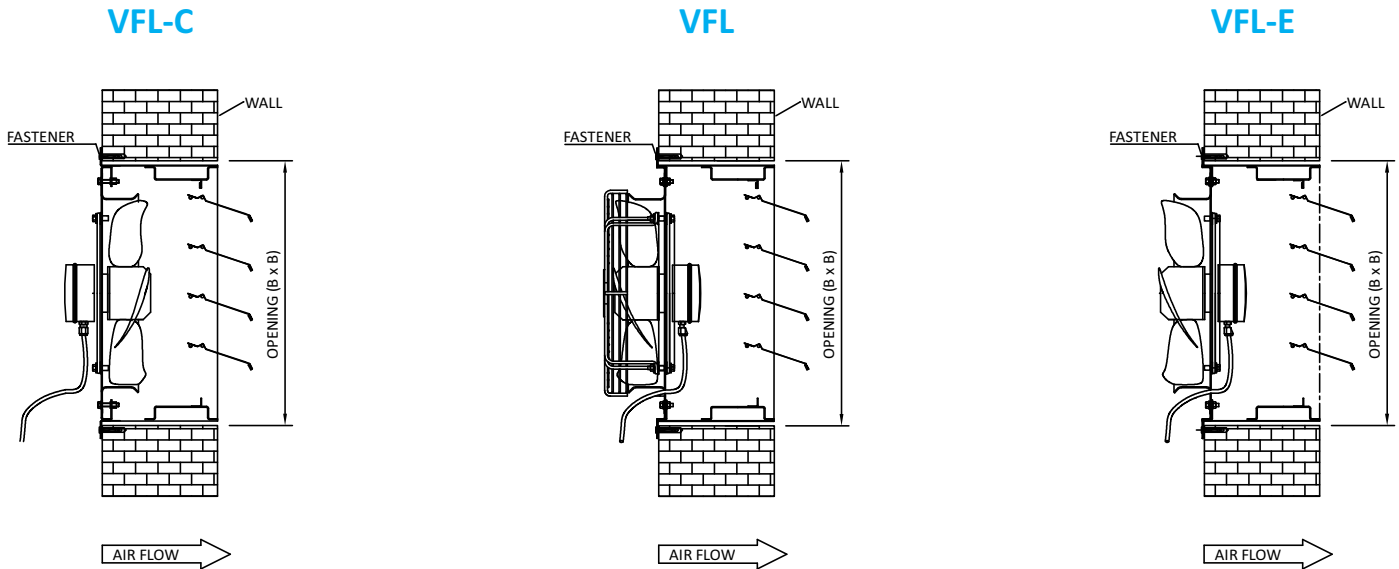
## Model - VFL-E



## Technical Data Sheet

Model Name	Fan Dia (mm)	Input Power (Volts - HZ)	No. of Poles	Speed RPM	Air flow CMH	Power Watts	Current Amps	Capacitor Uf	Noise db (A)	Dimension		
										A mm	B mm	C mm
VFL-E-2F1-5D250	250	220 - 50	2	2600	1360	95	0.43	3	60	375	390	433
VFL-E-2F1-5D300	300	220 - 50	2	2500	1900	110	0.5	4	61	435	450	493
VFL-E-4F3-5D400	400	415 - 50	4	1370	3580	190	0.45	/	60	545	560	603
VFL-E-4F3-5D450	450	415 - 50	4	1380	5050	250	0.5	/	62	580	595	638
VFL-E-4F1-7D500	500	220 - 50	4	1320	7400	550	2.5	12	68	670	685	728
VFL-E-4F1-5D550	550	220 - 50	4	1320	7500	550	2.5	12	73	730	745	788
VFL-E-4F1-7D550	550	220 - 50	4	1350	8500	800	3.5	16	73	730	745	788

# Installation



## Specifications

Propeller fan is direct-driven, five/seven blade type, mounted on a square steel plate with an orifice ring. Mounting Plate shall be of steel construction, square with streamlined inlet. Orifice ring is correctly formed by stamping to provide easy passage of air without turbulence and to direct the air stream. Fan Blades are constructed of steel. The Fan Motor is External Rotor Motor type with Hub made of aluminium with black finish. Fan blades and hub assembly is statically and dynamically balanced. The Fan is mounted in a steel sleeve of minimum 200mm length and 20Ga thickness and has a factory fitted integral gravity louver made from aluminium blades and steel frame. The Louver Blade Axles are plated steel of 9.5mm Square, moving independently in a flanged sintered bronze bush, pressed into the Steel Frame. The Louver Blades are made from accurately formed aluminium sheet of minimum 0.5mm thickness. The Louver blades have a blade tip seal for quiet closure when the fan is turned off. The Louver has a concealed linkage cavity to provide a smooth and plain outer sleeve for ease of installation and maintenance. The Outer casing and louver assembly is duly powder coated. Flanges are provided on the Casing for installation from the room side and the entire assembly is accessible for cleaning and maintenance from the occupied space. Fan Assembly consists of Fan with mounting plate, Gravity Louver and Mounting Flange.

### Notes:

Motor Protection: IP44 (200-450mm dia) & IP54 (500-630mm dia) For Models ending with "HE"  
 IP44 (200-300mm dia) & IP54 (350-630mm dia) For other models

Noise data is @1m tested at lab test conditions.

Motor is external rotor type having Class 'F' insulation.

### Caryaire Equipments India Pvt. Ltd.

Head Office : B-34, Sector 85, Noida - 201 305, Uttar Pradesh (India)  
 Tel : +91 9818685552 E-mail : sales@caryaire.com

Mumbai : 207, Blue Rose Industrial Estate, Off Western Express Highway,  
 Borivali (E), Mumbai - 400 066 Tel : 022 6570 2056/57 E-mail : salesmumbai@caryaire.com

Bangalore : 687, 16th Main, 39th Cross, Jayanagar 4th T Block, Bangalore - 560 041  
 Tel : 080 2665 2550/1323/1423 Email : salesbangalore@caryaire.com

[www.caryaire.com](http://www.caryaire.com)

